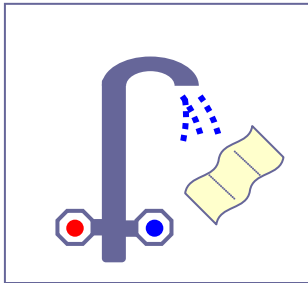


URINE COLLECTION



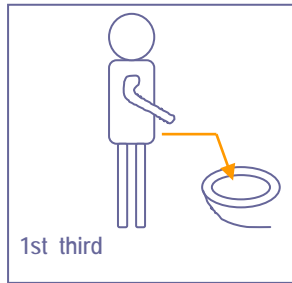
labor team w ag

MID – STREAM URINE



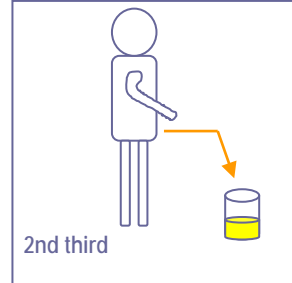
1

Wash urogenital area with wet tissue (do not use soap or disinfectant)



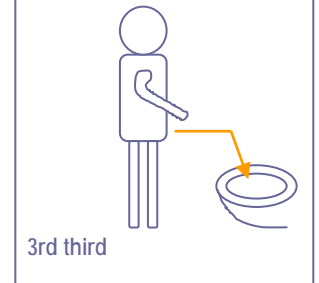
2

Urinate the first third into the toilet



3

The second third in a clean jug

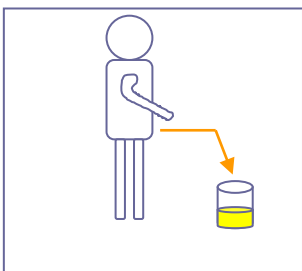


4

The last third into the toilet

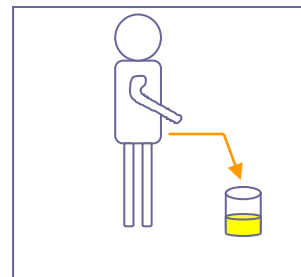
→ early morning urine are preferred; although urine collected at other times of the day are acceptable (wait at least 3 hours after last urination)

EARLY MORNING URINE – 1ST VOID



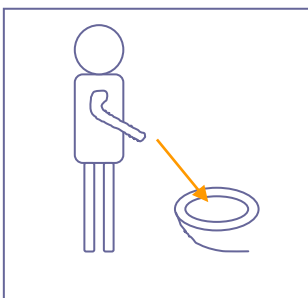
First void of early morning urine

SPONTANEOUS URINE

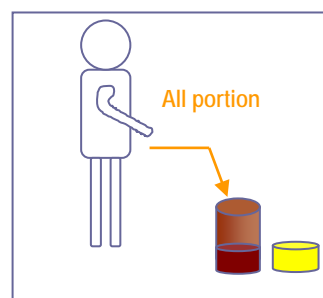


Spontaneous urine : possible at every time of the day, second morning urine are preferred.

24 HOURS URINE



First early morning urine in toilet



Attention:

You might find some liquid in the jug. This liquid is an addition that will be needed for the following analysis. Please do not decant it.

Each urination during the day should be collected, as well as the first early morning urination of the following day (24 h).
Conserve the urine in the jug and store it in a light protected and cool place.

